



Türkiye
resellerclub

WHMCS

Başlama Rehberi

Resmi ResellerClub **WHMCS** Modülleri

WHMCS nedir?

WHMCS online işleriniz için müşteri yönetim, faturalandırma & destek çözümleri paketidir.

Online faturalandırmaya ihtiyaç duyan her iş kurumu, özellikle servisler ya da bayilikle işleyen kurumlar bu çözümü kullanabilir.

Bu tek başına bir portal olarak çalışabilir veya varolan web sitesine entegre edilebilir.

Ödeme Ağ Geçitleri, APIler, Alan Adı Registrarları için kesintisiz entegrasyon.



Özellikler Listesi

- Çoklu Para Birimi ve Dilleri Destekler
- Entegre Edilmiş Destek Sistemi
- PDF ekleri olan To-dos, Notlar ve Faturalama
- Dönüşümlü Fatura
- Sosyal Medya Entegrasyonu
- Kar Hesaplayıcı
- Eklenti Desteđi
- İleri seviye Raporlama Araçları
- Özlü Sözler gönder

Ortaklık Teklifleri

- MaxMind Sahtekarlığa Karşı Koruma Kredisi
- McAfee PCI Uyum Servisi
- PayPal & 2Checkout için Built-in Desteđi
- ResellerClub Alanadı Bayilik Hesabı
- Quantum Geçiti
- DemoWolf Flash dersleri
- Geliştiriciler için Araçlar

WHMCS Nasıl Çalışır

WHMCS ResellerClub ile iki şekilde ilişkilendirilebilir.

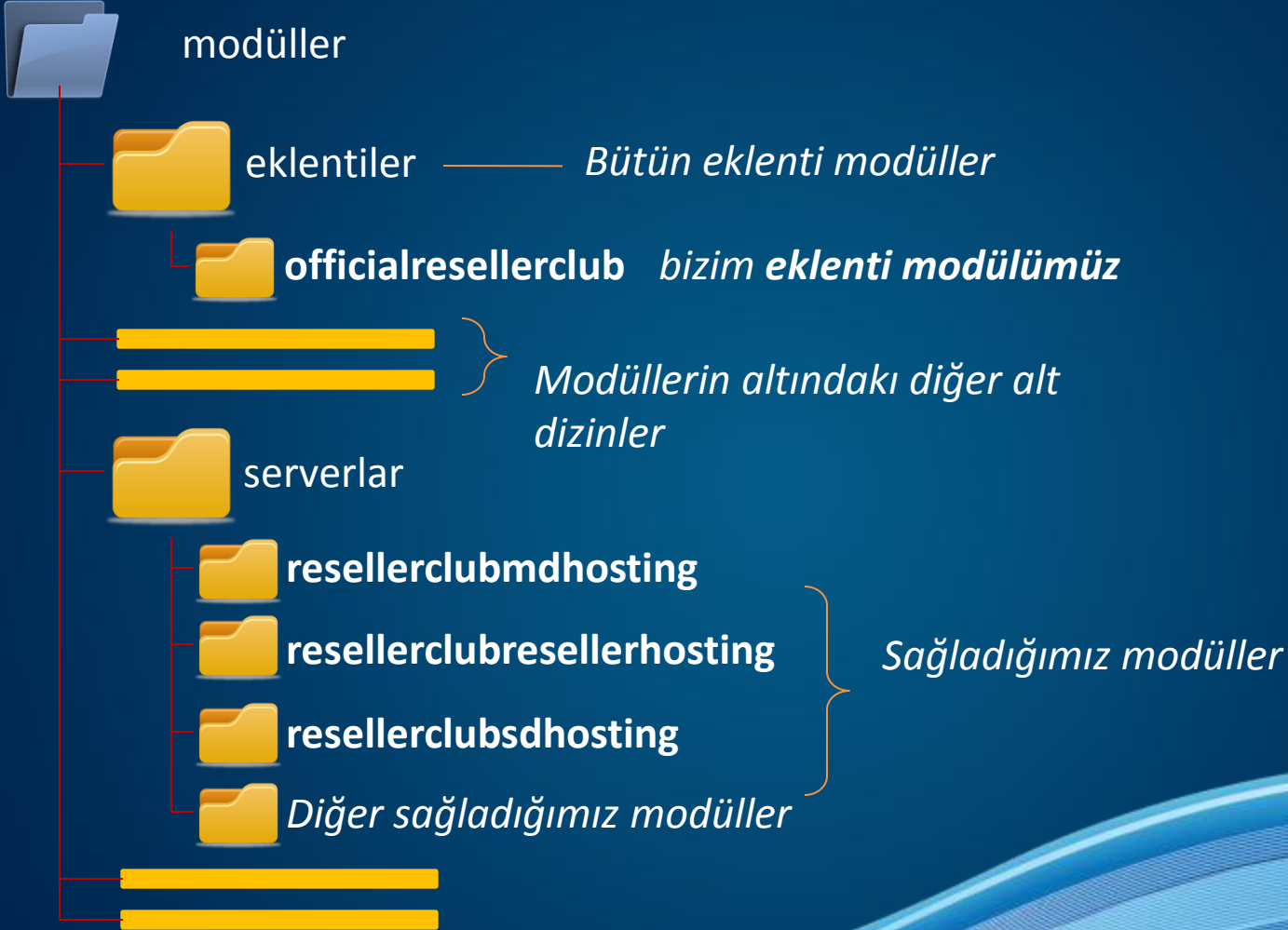
1) ResellerClub Hesabına WHMCS ile Kaydolun

- » Tamamen ücretsiz bir hesaptır
- » WHMCS içinde ResellerClub hesabı yapılandırıldıktan sonra alan adları WHMCS üzerinden doğrudan kaydedilebilir/yönetilebilir.
- » Uygulanabilir Ücretlendirme WHMCS tarafından sunulan hizmetlerden biridir

2) ResellerClub Hesabına Direkt Kaydolun

- » ResellerClub'a kaydolmak için www.resellerclub.com
- » WHMCS'i hostinglerine kurmak ve bunu ResellerClub hesaplarıyla entegre etmek zorunda olan bayiler için

Modül Yapısı



Modül Yapısı

RC-WHMCS modülü iki kısma ayrılır:

1) Eklenti modül (*officialresellerclub* adıyla)

- Burası Bayi ID ve Şifrenize yetki verdiğimiz yerdir

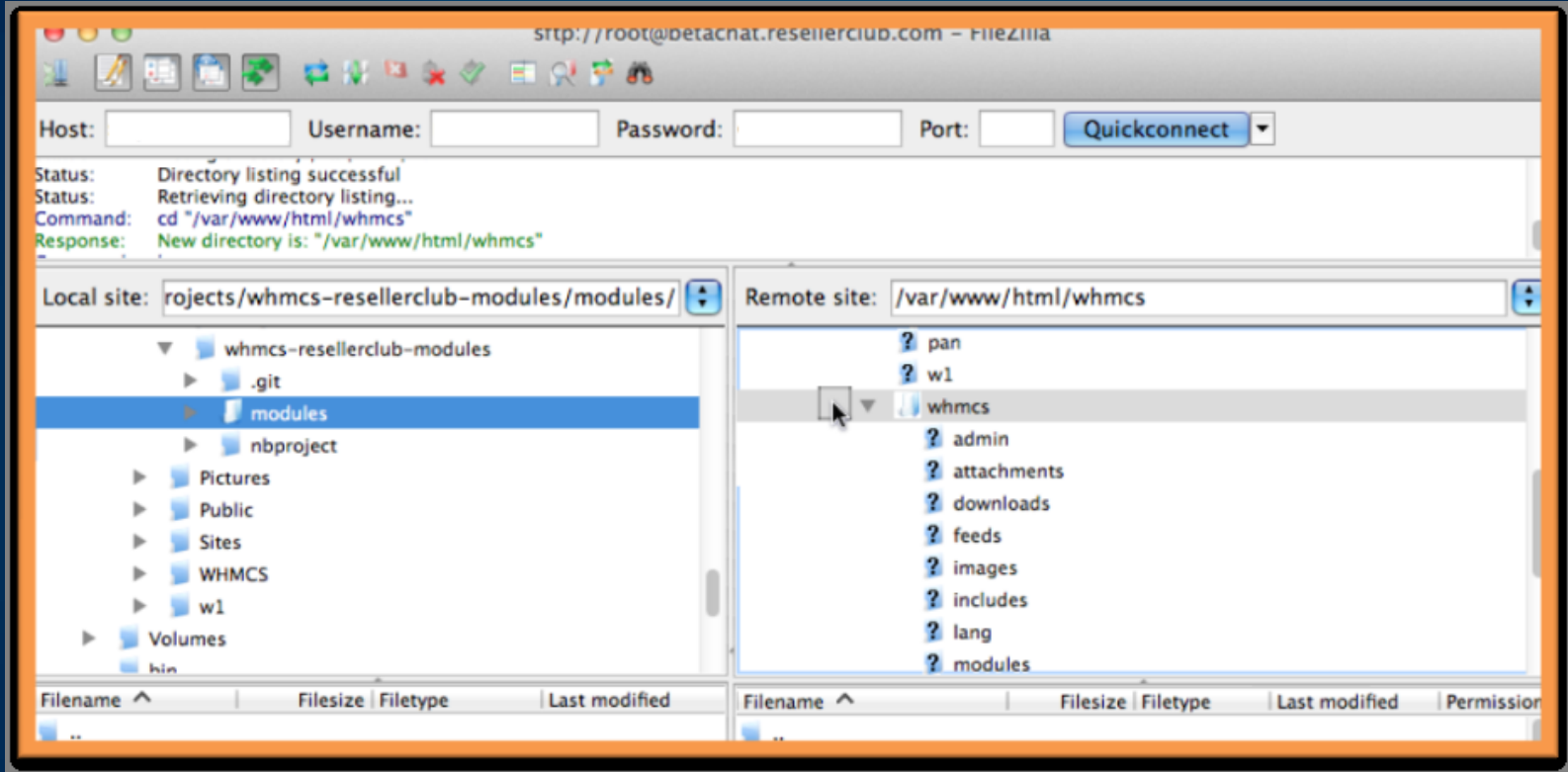
2) Sağladığımız modüller (*resellerclubmdhosting*, *resellerclubsdhosting* ve *resellerclubresellerhosting* adlarıyla)

- Bunlar Orderbax'taki her ürün tipi için modüllerdir
resellerclubmdhosting – Çoklu Alanadı Barındırma
resellerclubsdhosting – Tek Alanadı Barındırma
resellerclubresellerhosting – Bayi Barındırma

Bu tanecikli modül gelecek ürünleri barındırmak için bütün modülü ölçeklendirmeye izin verir.

Resmi ResellerClub WHMCS Modüllerinin Yüklenmesi

Modülün Yüklenişi



1. Adım

Modülün Yükleme



WHMCS
The Complete Billing & Support Solution

Welcome Back
Please enter your login details below to authenticate.

Username: admin

Password:

Remember me until I logout.

Login

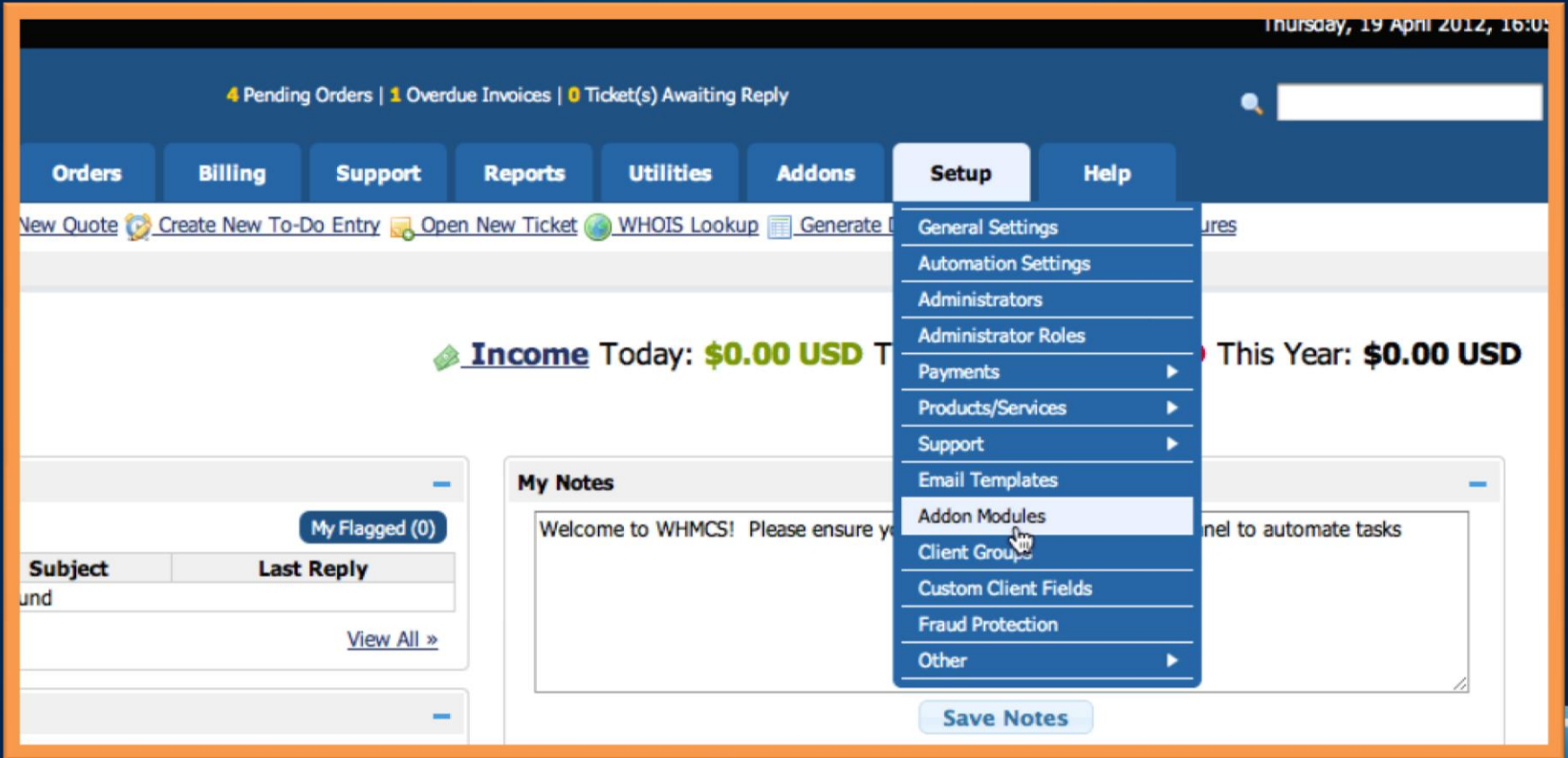
Language: Default

IP Logged: 59.162.86.164

Powered by WHMCS

2. Adım

Modülün Yüklenişi



The screenshot shows the WHMCS interface. At the top, there are navigation tabs: Orders, Billing, Support, Reports, Utilities, Addons, Setup, and Help. The 'Setup' tab is active, and its dropdown menu is open, showing options: General Settings, Automation Settings, Administrators, Administrator Roles, Payments, Products/Services, Support, Email Templates, Addon Modules (highlighted), Client Groups, Custom Client Fields, Fraud Protection, and Other. The main content area displays 'Income Today: \$0.00 USD' and 'This Year: \$0.00 USD'. Below this, there is a 'My Notes' section with a text area containing 'Welcome to WHMCS! Please ensure you have the correct panel to automate tasks' and a 'Save Notes' button. On the left, there is a 'My Flagged (0)' section with a table for 'Subject' and 'Last Reply'.

3. Adım

Modülün Yüklenişi

Addons

[Help](#)

This is where you can activate and manage addon modules in your WHMCS installation. Older legacy modules will still allow you to activate/deactivate and configure access rights, but will not be able to show any configuration options, version or author information.

Module	Version	Author	
Addon Example This is an open source addon module sample that can be used as a starting point for custom modules - has no function by default	1.0	WHMCS	Activate Deactivate
Bulk Pricing Updater This addon utility allows you to perform mass updates of product, addon & domain pricing across existing clients	2.0	WHMCS	Activate Deactivate
EU VAT Addon This addon allows you to configure a number of additional invoice/billing related options specific to EU invoicing & VAT requirements	2.0	WHMCS	Activate Deactivate
Google Analytics This module provides a quick and easy way to integrate full Google Analytics tracking into your WHMCS installation	1.0	WHMCS	Activate Deactivate
Official Resellerclub Module An official addon module from Resellerclub for WHMCS to manage all provisional modules for Resellerclub	1.0	Resellerclub	Activate Deactivate
PayPal Transaction Lookup This addon shows your PayPal account balance on the admin homepage & allows you to search PayPal Transactions without needing to login to PayPal	2.0	WHMCS	Activate Deactivate
Staff Noticeboard Acts as a noticeboard within the WHMCS admin area providing a quick and easy way to communicate with all the staff via your WHMCS system	1.1	WHMCS	Activate Deactivate

[Save Changes](#)

4. Adım

Modülün Yüklenişi

Addons

Addon Module Activated
Please fill in the details below the list of addon modules.

This is where you can activate and manage addon modules in your WHMCS installation. Older legacy modules will still allow you to activate/deactivate and configure access rights, but will not be able to show any configuration options, version or author information.

Module	Version	Author	
Addon Example This is an open source addon module sample that can be used as a starting point for custom modules - has no function by default	1.0	WHMCS	Activate Deactivate
Bulk Pricing Updater This addon utility allows you to perform mass updates of product, addon & domain pricing across existing clients	2.0	WHMCS	Activate Deactivate
EU VAT Addon This addon allows you to configure a number of additional invoice/billing related options specific to EU invoicing & VAT requirements	2.0	WHMCS	Activate Deactivate
Google Analytics This module provides a quick and easy way to integrate full Google Analytics tracking into your WHMCS installation	1.0	WHMCS	Activate Deactivate
Official Resellerclub Module An official addon module from Resellerclub for WHMCS to manage all provisional modules for Resellerclub	1.0	Resellerclub	Activate Deactivate
PayPal Transaction Lookup This addon shows your PayPal account balance on the admin homepage & allows you to search PayPal Transactions without needing to login to PayPal	2.0	WHMCS	Activate Deactivate
Staff Noticeboard Acts as a noticeboard within the WHMCS admin area providing a quick and easy way to communicate with all the staff via your WHMCS system	1.1	WHMCS	Activate Deactivate

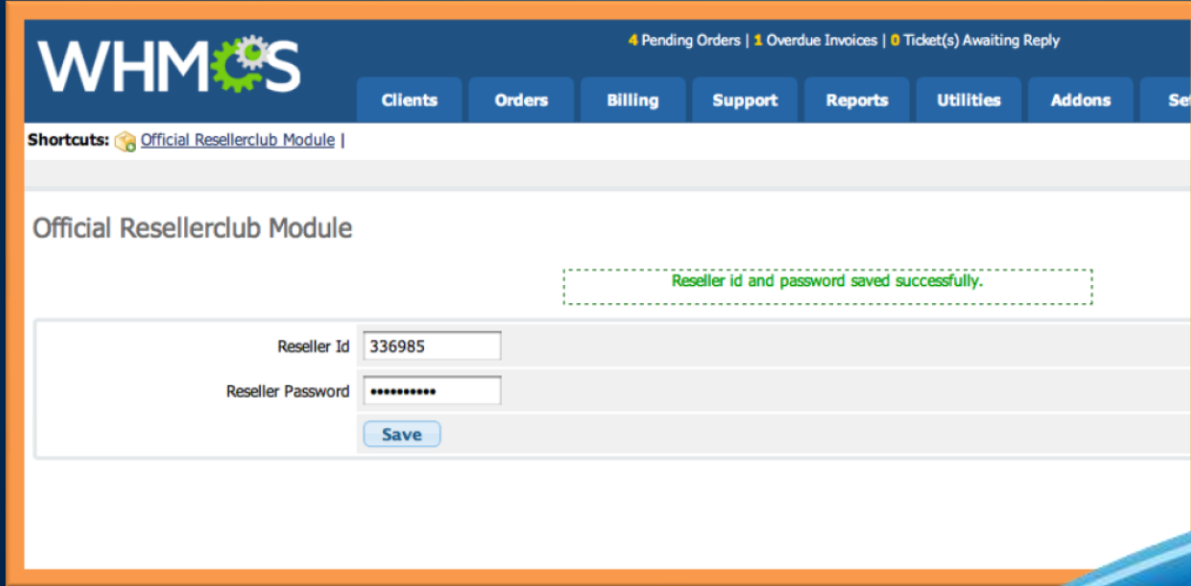
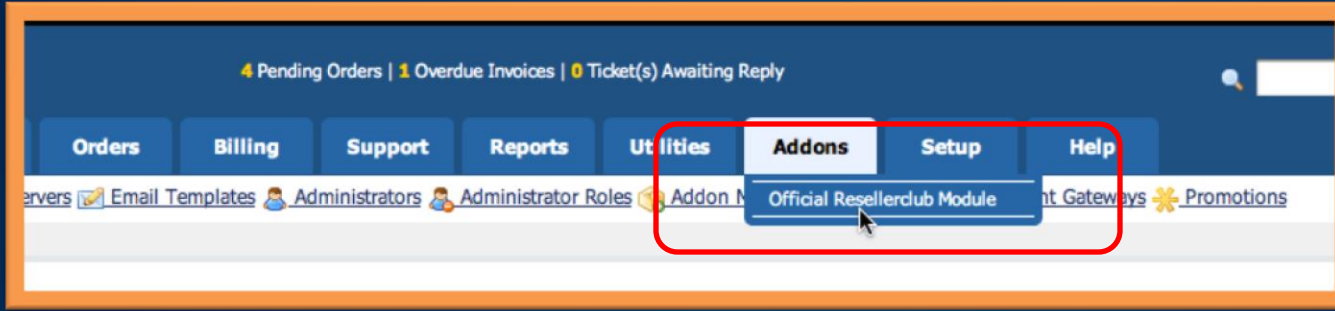
Official Resellerclub Module

Access Control Choose the admin role groups to permit access to this module:
 Full Administrator Sales Operator Support Operator

[Save Changes](#)

5. Adım

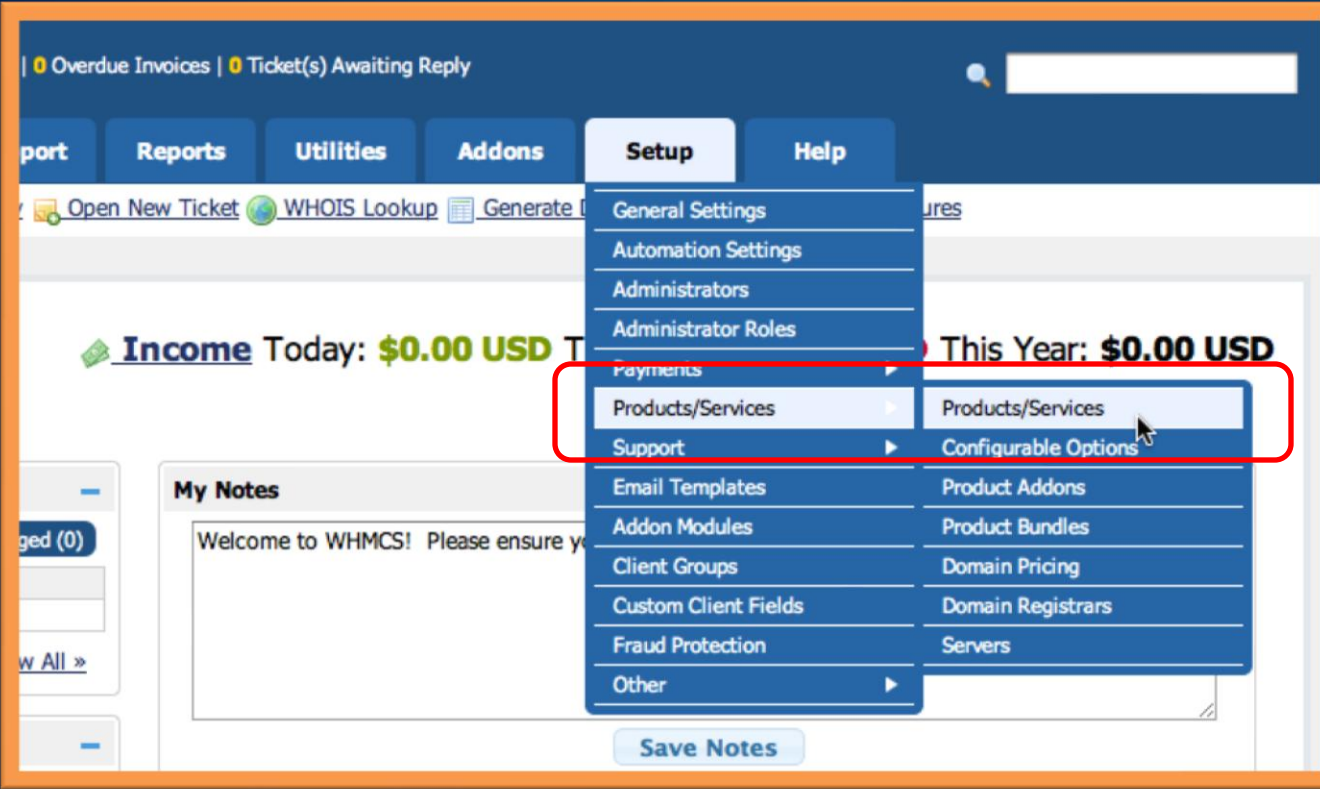
Modülün Yüklenişi



6. Adım

Bir Hosting Ürünü Ekleme İşlemi

Ürünleri Yükleme



The screenshot shows the WHMCS Setup menu. The 'Setup' tab is active, and the 'Products/Services' option is highlighted with a red box. The menu items are:

- General Settings
- Automation Settings
- Administrators
- Administrator Roles
- Payments
- Products/Services
- Support
- Email Templates
- Addon Modules
- Client Groups
- Custom Client Fields
- Fraud Protection
- Other

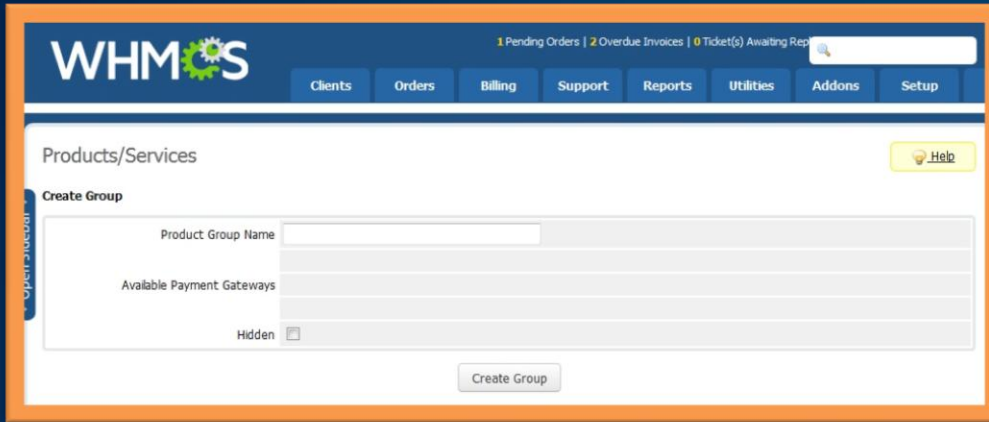
The 'Products/Services' sub-menu is also visible, containing:

- Products/Services
- Configurable Options
- Product Addons
- Product Bundles
- Domain Pricing
- Domain Registrars
- Servers

The background shows the WHMCS dashboard with 'Income Today: \$0.00 USD' and 'This Year: \$0.00 USD' displayed. A 'My Notes' section is also visible with the text 'Welcome to WHMCS! Please ensure y'.

1. Adım

Ürünleri Yükleme



WHMOS 1 Pending Orders | 2 Overdue Invoices | 0 Ticket(s) Awaiting Reply

Products/Services [Help](#)

Create Group

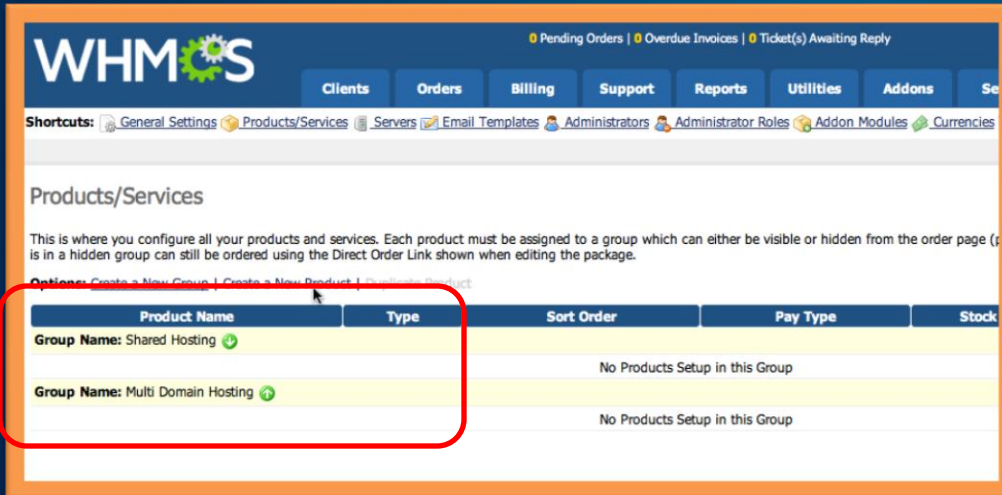
Product Group Name

Available Payment Gateways

Hidden

Create Group

2. Adım



WHMOS 0 Pending Orders | 0 Overdue Invoices | 0 Ticket(s) Awaiting Reply

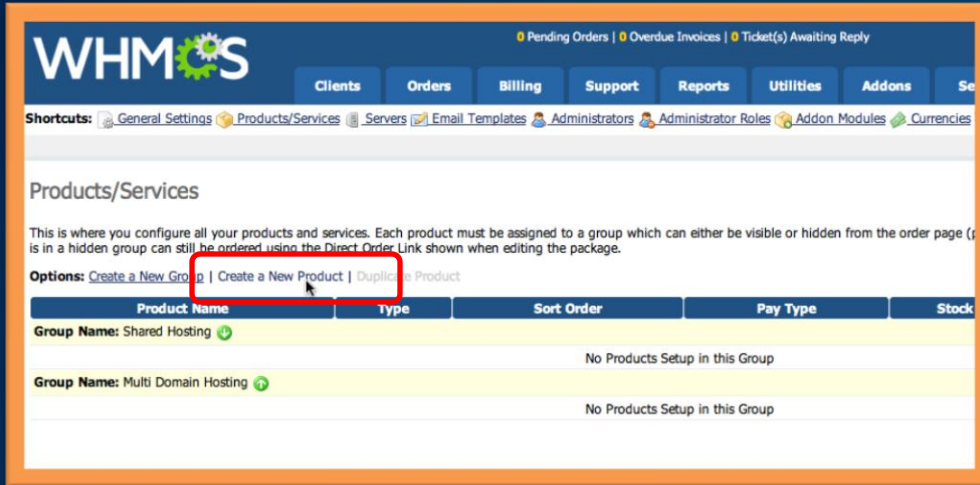
Products/Services

This is where you configure all your products and services. Each product must be assigned to a group which can either be visible or hidden from the order page (if a product is in a hidden group it can still be ordered using the Direct Order Link shown when editing the package).

Options: [Create a New Group](#) | [Create a New Product](#) | [Remove Product](#)

Product Name	Type	Sort Order	Pay Type	Stock
Group Name: Shared Hosting		No Products Setup in this Group		
Group Name: Multi Domain Hosting		No Products Setup in this Group		

Ürünleri Yükleme



WHMOS Pending Orders | Overdue Invoices | Ticket(s) Awaiting Reply

Clients Orders Billing Support Reports Utilities Addons

Shortcuts: General Settings Products/Services Servers Email Templates Administrators Administrator Roles Addon Modules Currencies

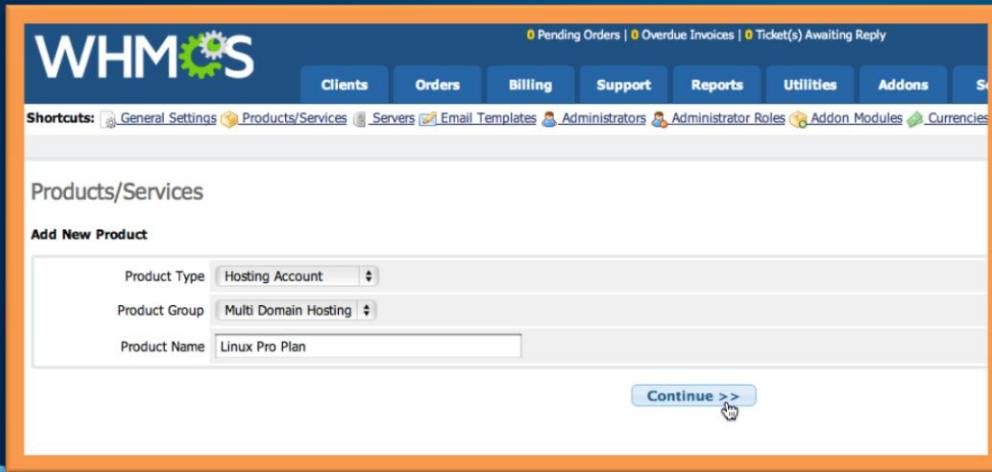
Products/Services

This is where you configure all your products and services. Each product must be assigned to a group which can either be visible or hidden from the order page (if a product is in a hidden group it can still be ordered using the Direct Order Link shown when editing the package).

Options: [Create a New Group](#) | [Create a New Product](#) | [Duplicate Product](#)

Product Name	Type	Sort Order	Pay Type	Stock
Group Name: Shared Hosting				
No Products Setup in this Group				
Group Name: Multi Domain Hosting				
No Products Setup in this Group				

3. Adım



WHMOS Pending Orders | Overdue Invoices | Ticket(s) Awaiting Reply

Clients Orders Billing Support Reports Utilities Addons

Shortcuts: General Settings Products/Services Servers Email Templates Administrators Administrator Roles Addon Modules Currencies

Products/Services

Add New Product

Product Type: Hosting Account

Product Group: Multi Domain Hosting

Product Name: Linux Pro Plan

[Continue >>](#)

Ürünleri Yükleme

Shortcuts: [General Settings](#) [Products/Services](#) [Servers](#) [Email Templates](#) [Administrators](#) [Administrator Roles](#) [Addon Modules](#) [Currency](#)

Products/Services

Edit Product

Details Pricing Module Settings Custom Fields Configurable Options Upgrades Free Domain Other Links

Product Type: Hosting Account

Product Group: Multi Domain Hosting

Product Name: Linux Pro Plan

Product Description: Powerful Linux Hosting
Host Unlimited Domains
Unlimited Bandwidth
99.9% Uptime

Welcome Email: None

You may use HTML in this field

 New line
Bold **Bold**
Italics *Italics*

4. Adım

Ürünleri Yükleme

Products/Services Help

Edit Product

Details **Pricing** Module Settings Custom Fields Configurable Options Upgrades Free Domain Other Links

Payment Type Free One Time Recurring

Currency	One Time/Monthly	Quarterly	Semi-Annually	Annually	Biennially	Triennially
USD	Setup Fee: 0.00	0.00	0.00	0.00	0.00	0.00
	Price: -1.00	3.00	6.00	12.00	-1.00	-1.00

(Set Price to -1.00 to disable any of the payment term options - leave Setup Fee at zero)

Allow Multiple Quantities Tick this box to allow customers to specify if they want more than 1 of this item when ordering (must not require separate config)

5. Adım

Pricing	Add	Renew	Add Dedicated IP/SSL	Action
Your Cost Price	INR 0.00 / month USD 0.00 / month	INR 0.00 / month USD 0.00 / month	INR 0.00 / month USD 0.00 / month	
3 Months	Selling Price USD Per Month 4.0 3 Months 12	Per Month 4.0 3 Months 12	Per Month 4.0 3 Months 12	Delete
Your Cost Price	INR 0.00 / month USD 0.00 / month	INR 0.00 / month USD 0.00 / month	INR 0.00 / month USD 0.00 / month	
6 Months	Selling Price USD Per Month 4.0 6 Months 24	Per Month 4.0 6 Months 24	6 Months 24	Delete
Your Cost Price	INR 0.00 / month USD 0.00 / month	INR 0.00 / month USD 0.00 / month	INR 0.00 / month USD 0.00 / month	
12 Months	Selling Price USD Per Month 4.0 12 Months 48	Per Month 4.0 12 Months 48	12 Months 48	Delete

24 months Add Slab

Update Cancel

Ürünleri Yükleme

Products/Services

Edit Product

Details Pricing **Module Settings** Custom Fields Configurable Options U

Module Name Resellerclubmdhosting

Server Group None

Hosting Plan Linux - Pro - 2 Select a hosting plan to associate with

Automatically setup the product as soon as an order is placed

Automatically setup the product as soon as the first payment is received

Automatically setup the product when you manually accept a pending order

Do not automatically setup this product

Save Changes Back to

Products/Services

Edit Product

Details Pricing **Module Settings** Custom Fields Config

Module Name Resellerclubmdhosting

Server Group Helm4
Hypervm
Interworx
Licensing
Lxadmin
Mediacp
Plesk10
Plesk8
Plesk9
Pleskreseller
Resellercentral
Resellerclubmdhosting
Resellerclubresellerhosting
Resellerclubsdhosting
Resellerclubssl
Scpanel
Tcadmin
Veportal
Virtualmin
Vpsnet

Hosting Plan Linu Select a hosting

Automatically setup the

Automatically setup the

Automatically setup the

Do not automatically

Save C

6. Adım

Details Pricing **Module Settings** Custom Fields

Module Name Resellerclubmdhosting

Server Group None

Hosting Plan Linux - Pro - 2 Select

Automatically setu


Automatically setu

Automatically setu

Do not automatically setup this product

Müşteri Alanında Alışveriş

Müşteri Alanı




Home Announcements Knowledgebase Network Status Affiliates Contact Us Account ▾

Choose a Domain...

Start your web hosting experience with us by entering the domain name you want to register, transfer or simply purchase hosting for below...

Please enter the characters you see in the image below into the text box provided. This is required to prevent automated submissions.



[Check Availability](#) [Transfer](#) [Order Hosting Only](#)

Order New Services

Visit the Order Form to browse the Products & Services we offer. Existing customers can also purchase optional extras and addons here.

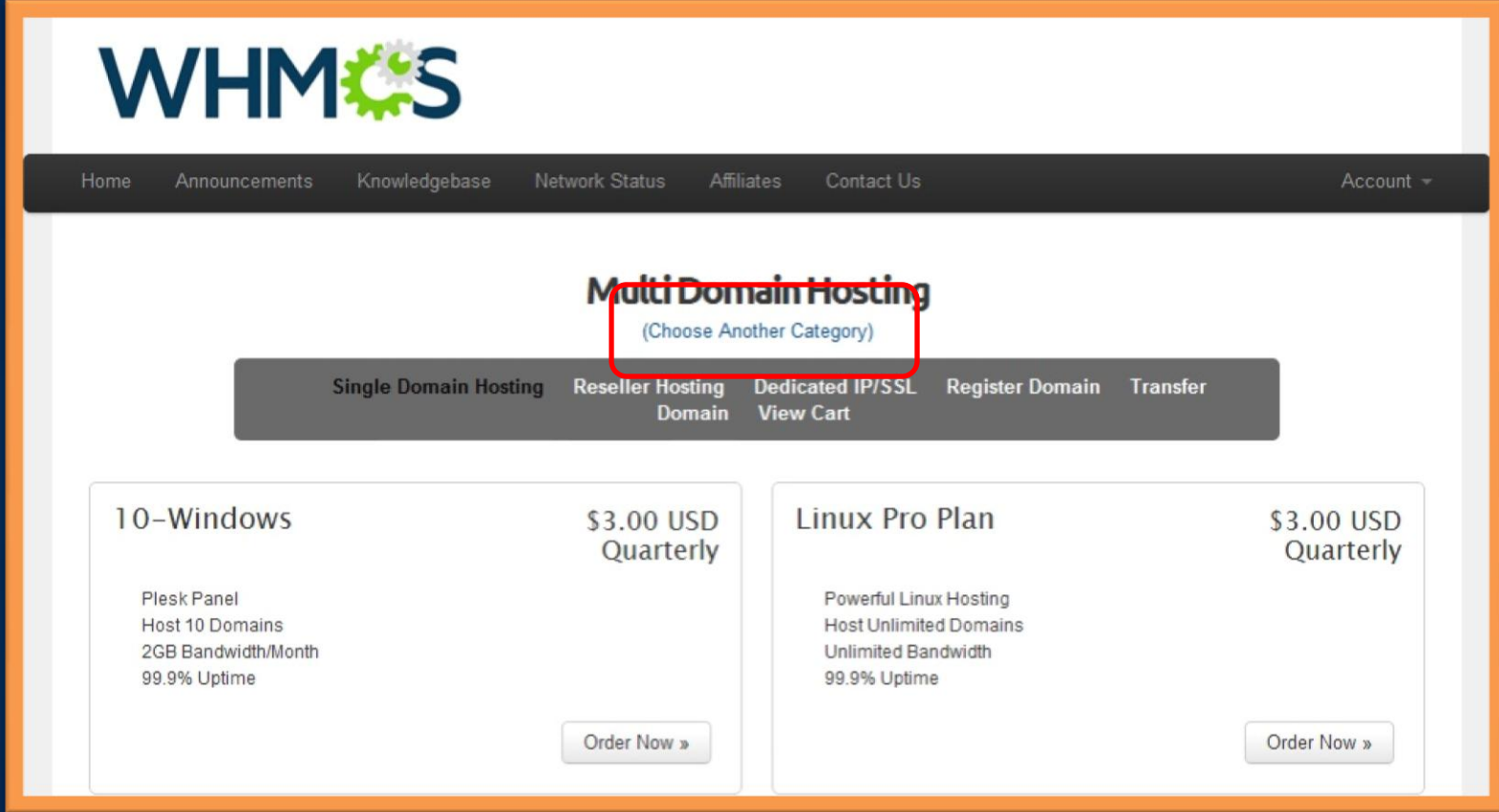
[Go to Order Form »](#)

Manage Your Account

Already registered with us? If so, click the button below to login to our client area from where you can manage your account.

[Secure Client Login »](#)

Müşteri Alanı



The screenshot shows the WHMCS website interface. At the top left is the WHMCS logo. A navigation bar contains links for Home, Announcements, Knowledgebase, Network Status, Affiliates, Contact Us, and Account. The main heading is "Multi Domain Hosting" with a sub-link "(Choose Another Category)" highlighted by a red box. Below this is a menu with options: Single Domain Hosting, Reseller Hosting Domain, Dedicated IP/SSL View Cart, Register Domain, and Transfer. Two hosting plans are displayed: "10-Windows" for \$3.00 USD Quarterly and "Linux Pro Plan" for \$3.00 USD Quarterly. Each plan includes a list of features and an "Order Now" button.

WHMCS

Home Announcements Knowledgebase Network Status Affiliates Contact Us Account ▾

Multi Domain Hosting

(Choose Another Category)

Single Domain Hosting Reseller Hosting Domain Dedicated IP/SSL View Cart Register Domain Transfer

10-Windows \$3.00 USD Quarterly

Plesk Panel
Host 10 Domains
2GB Bandwidth/Month
99.9% Uptime

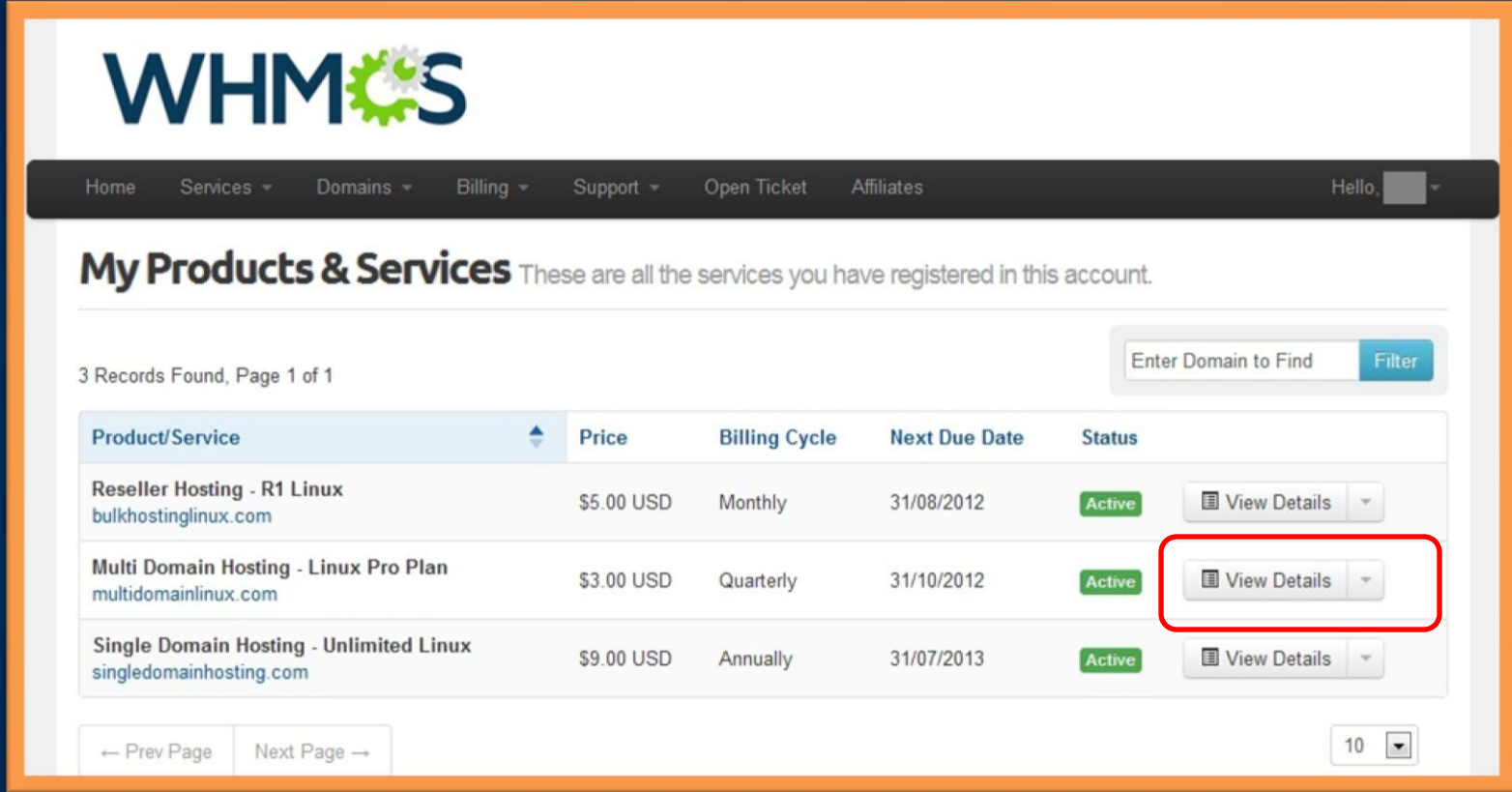
Order Now »

Linux Pro Plan \$3.00 USD Quarterly

Powerful Linux Hosting
Host Unlimited Domains
Unlimited Bandwidth
99.9% Uptime

Order Now »


Müşteri Alanı



The screenshot shows the WHMCS interface. At the top, there's a navigation bar with links for Home, Services, Domains, Billing, Support, Open Ticket, and Affiliates. A user greeting "Hello, [username]" is visible on the right. Below the navigation bar, the main heading is "My Products & Services" with a subtitle "These are all the services you have registered in this account." A search bar with the placeholder "Enter Domain to Find" and a "Filter" button is present. Below the search bar, it says "3 Records Found, Page 1 of 1". The main content is a table with columns: Product/Service, Price, Billing Cycle, Next Due Date, and Status. There are three rows of data, each with a "View Details" button. The "View Details" button for the "Multi Domain Hosting - Linux Pro Plan" service is highlighted with a red rectangle. At the bottom, there are navigation buttons for "Prev Page" and "Next Page", and a page size selector set to "10".

Product/Service	Price	Billing Cycle	Next Due Date	Status	
Reseller Hosting - R1 Linux bulkhostinglinux.com	\$5.00 USD	Monthly	31/08/2012	Active	View Details
Multi Domain Hosting - Linux Pro Plan multidomainlinux.com	\$3.00 USD	Quarterly	31/10/2012	Active	View Details
Single Domain Hosting - Unlimited Linux singledomainhosting.com	\$9.00 USD	Annually	31/07/2013	Active	View Details

Müşteri Alanı



Home Services Domains Billing Support Open Ticket Affiliates Hello, Jay!

Linux Pro Plan

Information Addons Management Actions

Information

Here is an overview of your product/service with us.

« Back to Services List

Registration Date:
31/07/2012

Product/Service:
Multi Domain Hosting - Linux Pro Plan **Active**
multidomainlinux.com

First Payment Amount:
\$3.00 USD

Billing Cycle:
Quarterly

Payment Method:

Recurring Amount:
\$3.00 USD

Next Due Date:
31/10/2012

Hosting Details

Status:	Active
Control Panel:	Login to Control Panel
Temp URL for website:	http://multidomainlinux.com.md-43.webhostbox.net
Control Panel URL:	http://208.91.198.42/cpanel
Username:	multim3s
Password:	B6z}T{nSgLiL
Server IP Address:	208.91.198.42
Primary DNS Server:	ns2.md-43.webhostbox.net

Sıkça Sorulan Sorular

Sıkça Sorulan Sorular

Bu modülü nereden yükleyebilirim?

Websitemizin satış arayüzünden bu modüllerin en son versiyonlarını indirebilirsiniz.

Ürün WHMCS altında yüklendi ve WHMCS üzerinden satın alabiliyorum, fakat neden ResellerClub hesabımdan herhangi bir sipariş göremiyorum?

Ödeme tipi 'Recurring' (Yinelenen) olmalı

Ürünün süresi WHMCS ve OrderBox'da aynı olmalıdır.

Eğer resellerClub hesabınızda 6 aylık dilim yoksa, WHMCS altındaki yarı yıllık fiyatlama '-1' olmalıdır.

Siparişi nasıl yenilerim?

Açık bir yenileme butonu yoktur. Ancak, bir sipariş yenileme nedeniyle olduğunda, WHMCS bir fatura oluşturur ve müşteriye bildirir.

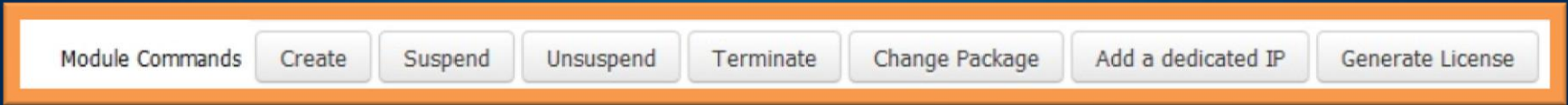
Ödemedikten sonra, sistem siparişi yeniler.

Sıkça Sorulan Sorular

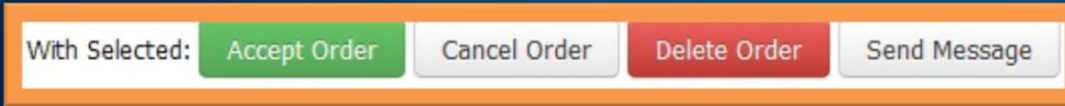
Bir siparişi nasıl silerim?

Sipariş silme iki adımda gerçekleşir:

① Sipariş ilk önce **Sonlandırılmalıdır**. WHMCS aracılığıyla **Orderbox** ile iletişime geçen bazı özel **Modül Komutları** vardır. Bu komutlar **SADECE** WHMCS admin alanında çalışabilir ve bu modül için özel olarak oluşturulmuştur.



② Daha sonra bu platformun Siparişi Sil butonunu kullanarak, WHMCS'den siparişi silebilirsiniz. Siparişleri listele sayfasında bulunabilir.



Sıkça Sorulan Sorular

How to provision Dedicated IP address for the hosting orders?

This is still under development and will be available in the next release of this module. It will be first made available ONLY for the Reseller Hosting products.

Email-Only Hosting Kurabilir miyim?

Bu modül Őu an için Email only hostingi desteklememektedir.

'Yinelenen' Ödeme Tipi Ne demektir?

Ödeme tipleri farklı ürünler için müşterilere deęişik Őekilde faturalama esneklięi saęlar. Yinelenen ödeme tipi farklı faturalama döngüleri kurmanızı saęlar, yani her ürün için Orderbox'daki her ürünün faturalama döngüsü gibi çalışır.

Rehber

Yükle'ye
Tıklayınız

ResellerClub-WHMCS modülü Yüklemesi

Müşteri Alanında Çalışma

Yükle'ye
Tıklayınız

İletişim İin

ResellerClub Trkiye

tr-sales@resellerclub.com

Telefon: +90 212 705 5 344